



**Provide Software Solutions For  
Master Data Management**

**Gideon Huisamen**

**Pilog**

**ECCMA 10<sup>th</sup> Anniversary Conference**

27<sup>th</sup> to 29<sup>th</sup> October 2009

**Cataloging at Source - the last piece of the puzzle**

# Presenter notes

- Name your file as in Panel\_1\_Peter\_Benson
- 10 slides for 30 min is a good max
- 1<sup>st</sup> slide title, presenter name, sponsoring company (email optional)
- Compress images
- Send to [Brittany.Marmo@ECCMA.org](mailto:Brittany.Marmo@ECCMA.org)



**piLog**

**For Data Quality Solutions**

# AGENDA

- 1. Definition of Master Data & Methodology**
- 2. Types of Master Data**
- 3. Software for Master Data**
- 4. Characteristics of Master Data Solutions**
- 5. Questions**

**Step 1**  
Master Data  
Roadmap



**Step 2**  
Item Master



**U**niversal  
**S**tandard  
**C**at eOTD IG

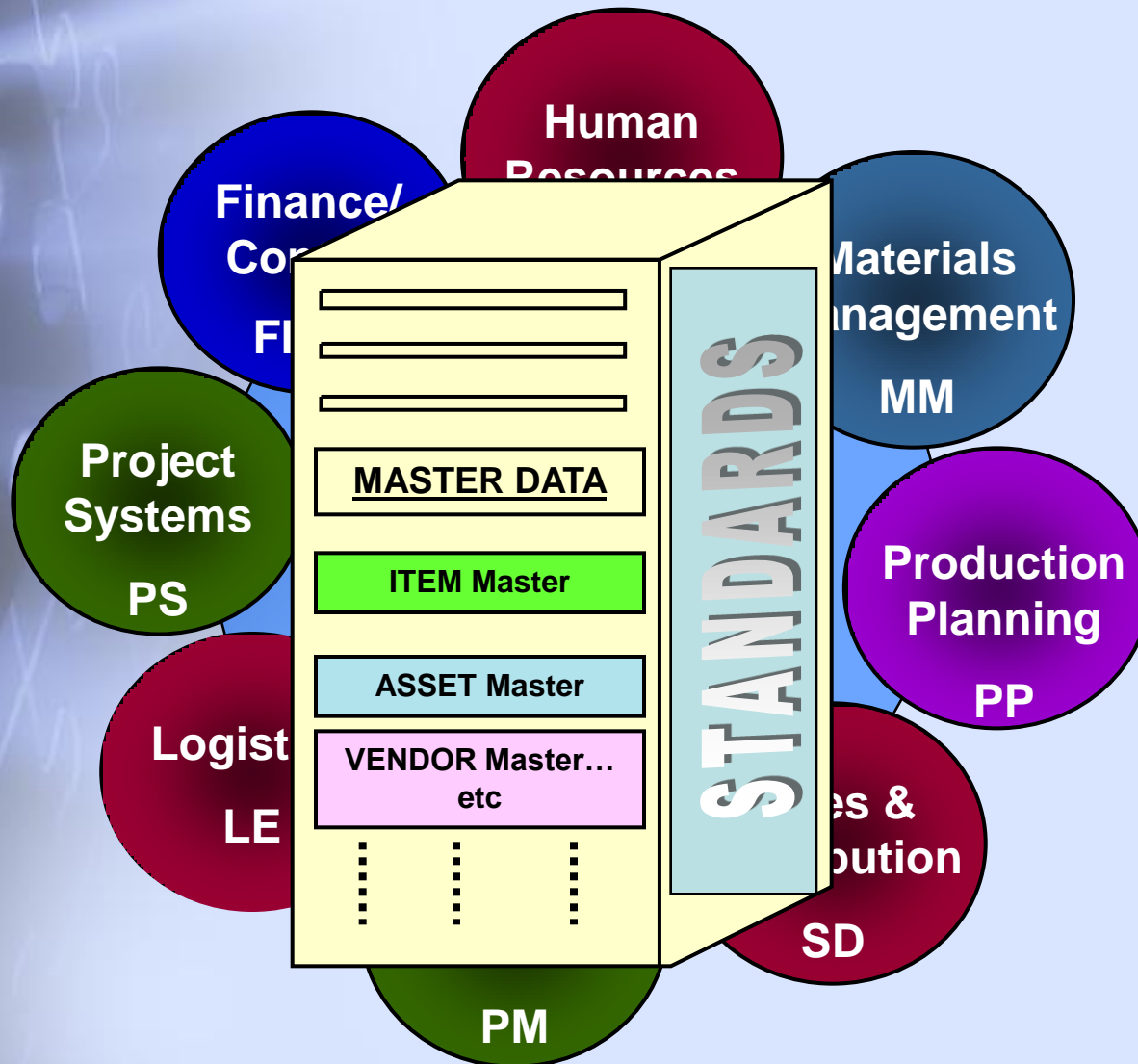


**Step 3**  
Asset Master



**Step 4**  
Imaging &  
Duplicate  
Resolution

# ERP System Dynamics



# Heart Of The ERP

ITEM NUMBER (ERP ITEM MASTER NO)

SUPPLIERS

SUPPLIER PART NUMBER

MANUFACTURING PART NO (OEM)

BRAND NAME

PROCUREMENT  
DETAIL

# Characteristics of Software for Master Data Control

No 1

Dictionary  
Driven with Data  
Quality levels



No 2

Item Entry  
Control with  
Work Flow  
Process

No 3

Value  
Standardisation

No 7

Powerfull  
Search Engine

No 4

Description  
Rendering

No 5

Imaging and  
Duplicate  
Resolution

No 6

Catalogue at  
Source





Cluster: Material Cluster: SABICDEV

13:1 OF 25:71

Lookup R U I D Master Detail Print Report F2 ins

Material Number	Plant	Superseded by	Desc Approved	Object	Qualifier	Image	SAP Short Description
SS0598935	3400			MOTOR	ELECTRIC	Y	MOTOR,ELECTRIC:PWR RT 0.55KW,ELEC TRT 2
SS0598990	3400			MOTOR	ELECTRIC	Y	MOTOR,ELECTRIC:PWR RT 18KW,ELEC TRT 380
SS0705002	1300			MOTOR	ELECTRIC	Y	MOTOR,ELECTRIC:PWR RT 1.5HP,PH 3
SS0598930	3400			MOTOR	ELECTRIC	Y	MOTOR,ELECTRIC:PWR RT 0.75KW,ELEC TRT 2

Plant Specific Data Attribute Values Mnfr Part No Supplier Part No Descriptions Reference Data Documentation Alternative

Attribute	Value	Attr Uom	PDR2
FRAME	63	N/A	M
MOUNT	B3; B6; B7; B8; V5; V6	N/A	M
CASE MATERIAL	*****	N/A	I
CLASSIFICATION	EEXE II	N/A	M
ELECTRICAL RATING	380VAC 50/60HZ	N/A	M
STANDARD	*****	N/A	I
SPEED	*****	N/A	M
POWER RATING	18	KW	M
PHASE	3	N/A	M
INSULATION CLASS	F	N/A	M
ENCLOSURE	IP65	N/A	M
CONNECTION LOCATION	*****	N/A	I

Label Print Window

Print Exit SS0598990



# Description Generation

## Original Client Description


**MOTOR 400KW 6 POLE 525VOLT MAKE WEG P/N 1234EF: SF1,0 CODE G:IP65:IL/IN 6.6:DUTY SI: NR.88695 11 00:AMB 40DEGREE C:DELTA T 80DEG: COS 0,86:COOLING IC 411:ALT1000M:MPD SEC DREDGE MAIN MOTOR**

## Catalogue PO Description

**MOTOR, ELECTRIC: POWER RATING 400 KW, ELECTRICAL RATING 525 V, FRAME HGF355E, FOOT MOUNTING, SPEED 988 RPM, INSULATION CLASS F, 6 POLES, SERVICE FACTOR 1.0 CODE G, ENCLOSURE IP65, Mnfr P/N: 1234EF Mnfr: WEG, FFT: IL/IN 6.6: DUTY SI: NR.88695 11 00:AMB 40 DEGREE C:DELTA T 80DEG: COS 0,86:COOLING IC 411:ALT 1000M: MPD SEC DREDGE MAIN MOTOR**

## Catalogue Short Description

**MOTOR, ELECTRIC: 400 KW, 525 V, 988 RPM**





User: null  
Version: 1.10

Logout

Return to main Graph



Resolution Process - Contractor Data Review

Plan Key: % Object: % Qualifier: % Bus Status: RES\_GENERATED Discipline: %

Resolution:  Duplicate  Commonality

Type:  Type 1(Part no)  Type 2(Attributes)

Match %: Between 0 and 100

Mat No 1: Action1: Mat No 2: Action2:

Table view [27]

Mat No 1	Image 1?	Plant 1	Res Flag	Plant 2	Image 2?	Mat No 2	Business Status	Update ...	Plankey	Type	Object	Qualifier1	Qualifier2	Match %
586455	<input checked="" type="checkbox"/>	3400	POTENTIAL_DUPLICATE	3400	<input checked="" type="checkbox"/>	639941	RES_GENERATED	<input type="checkbox"/>	PLAN_96	2	BEARING	BALL	BALL	71
586457	<input checked="" type="checkbox"/>	3400	POTENTIAL_DUPLICATE	3400	<input checked="" type="checkbox"/>	597854	RES_GENERATED	<input type="checkbox"/>	PLAN_96	2	BEARING	BALL	BALL	57
589230	<input checked="" type="checkbox"/>	3400	POTENTIAL_DUPLICATE	3400	<input checked="" type="checkbox"/>	597984	RES_GENERATED	<input type="checkbox"/>	PLAN_96	2	BEARING	BALL	BALL	100
589230	<input checked="" type="checkbox"/>	3400	POTENTIAL_DUPLICATE	3400	<input checked="" type="checkbox"/>	597998	RES_GENERATED	<input type="checkbox"/>	PLAN_96	2	BEARING	BALL	BALL	71
597984	<input checked="" type="checkbox"/>	3400	POTENTIAL_DUPLICATE	3400	<input checked="" type="checkbox"/>	597998	RES_GENERATED	<input type="checkbox"/>	PLAN_96	2	BEARING	BALL	BALL	71

Retrieve Retrieve Family Toggle item RES\_GENERATED Update Status Fill down Populate tabs?  Update Bin

Attribute Values	Manuf Part No	Suppl Part No	Material Descriptions	Reference No	Documentation	Plant	Alternative No	Resolution History	Bin	Image
Attribute	Value	UOM	Mandat...				Attribute	Value	UOM	Mandat...
TYPE	CONRAD	N/A	I				TYPE	ANGULAR CONTAC...	N/A	I
STANDARD	*****	N/A	I				STANDARD	*****	N/A	I
IBI	13436	N/A	M				IBI	13435	N/A	M
CAGE MATERIAL	STEEL	N/A	M				CAGE MATERIAL	*****	N/A	M
INSIDE DIAMETER	50	MM	P				INSIDE DIAMETER	50	MM	P
OUTSIDE DIAMETER	80	MM	P				OUTSIDE DIAMETER	80	MM	P
ROW	SINGLE	N/A	P				ROW	SINGLE	N/A	P
STYLE	OPEN	N/A	M				STYLE	OPEN	N/A	M
WIDTH	16	MM	P				WIDTH	16	MM	P

Applet main started

Internet



User: null

Logout

Return to main Graph



Version: 1.10


Resolution Process - Contractor Data Review

Table view [27]

Mat No 1	Image 1?	Plant 1	Res Flag	Plant 2	Image 2?	Mat No 2	Business Status	Update ...	Plankey	Type	Object	Qualifier1	Qualifier2	Match %
586455	<input checked="" type="checkbox"/>	3400	POTENTIAL_DUPLICATE	3400	<input checked="" type="checkbox"/>	639941	RES_GENERATED	<input type="checkbox"/>	PLAN_96	2	BEARING	BALL	BALL	71
586457	<input checked="" type="checkbox"/>	3400	POTENTIAL_DUPLICATE	3400	<input checked="" type="checkbox"/>	597854	RES_GENERATED	<input type="checkbox"/>	PLAN_96	2	BEARING	BALL	BALL	57
589230	<input checked="" type="checkbox"/>	3400	POTENTIAL_DUPLICATE	3400	<input checked="" type="checkbox"/>	597984	RES_GENERATED	<input type="checkbox"/>	PLAN_96	2	BEARING	BALL	BALL	100
589230	<input checked="" type="checkbox"/>	3400	POTENTIAL_DUPLICATE	3400	<input checked="" type="checkbox"/>	597998	RES_GENERATED	<input type="checkbox"/>	PLAN_96	2	BEARING	BALL	BALL	71
597984	<input checked="" type="checkbox"/>	3400	POTENTIAL_DUPLICATE	3400	<input checked="" type="checkbox"/>	597998	RES_GENERATED	<input type="checkbox"/>	PLAN_96	2	BEARING	BALL	BALL	71

Retrieve Retrieve Family Toggle item RES\_GENERATED Update Status Fill down Populate tabs?  Update Bin

Attribute Values Manuf Part No Suppl Part No Material Descriptions Reference No Documentation Plant Alternative No Resolution History Bin Image



Applet main started

Internet

# Equipment Life Cycle Management

## Equipment Baseline Creation and Management

Sourced from: Eng Design Specs, OEM Prescriptions, Design Drawings.....

Maintenance  
Significant Item  
Identification

Equipment  
Configuration  
Definition

Maintenance  
Task  
Definition

Maintenance  
Resource  
Requirements

Document  
Management

Material  
Item Master  
Creation

Driven By Operational Requirements

## Equipment Operations Management

Operations  
planning and  
execution

Long Term  
Maintenance  
Planning

Procurement  
Management

Breakdown  
Maintenance

Short Term  
Plans (WIP)

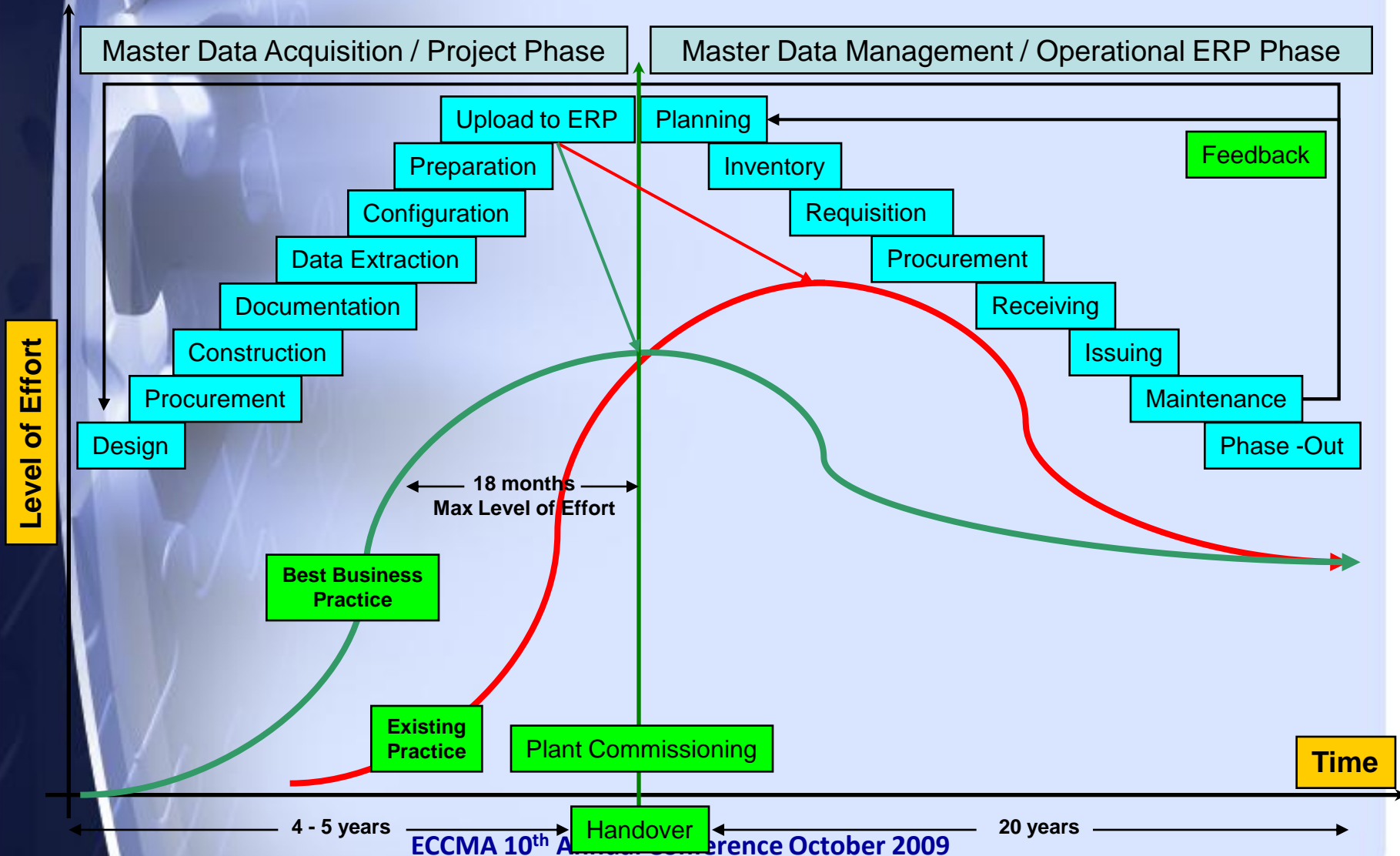
Inventory  
Management

Reporting  
& Analysis

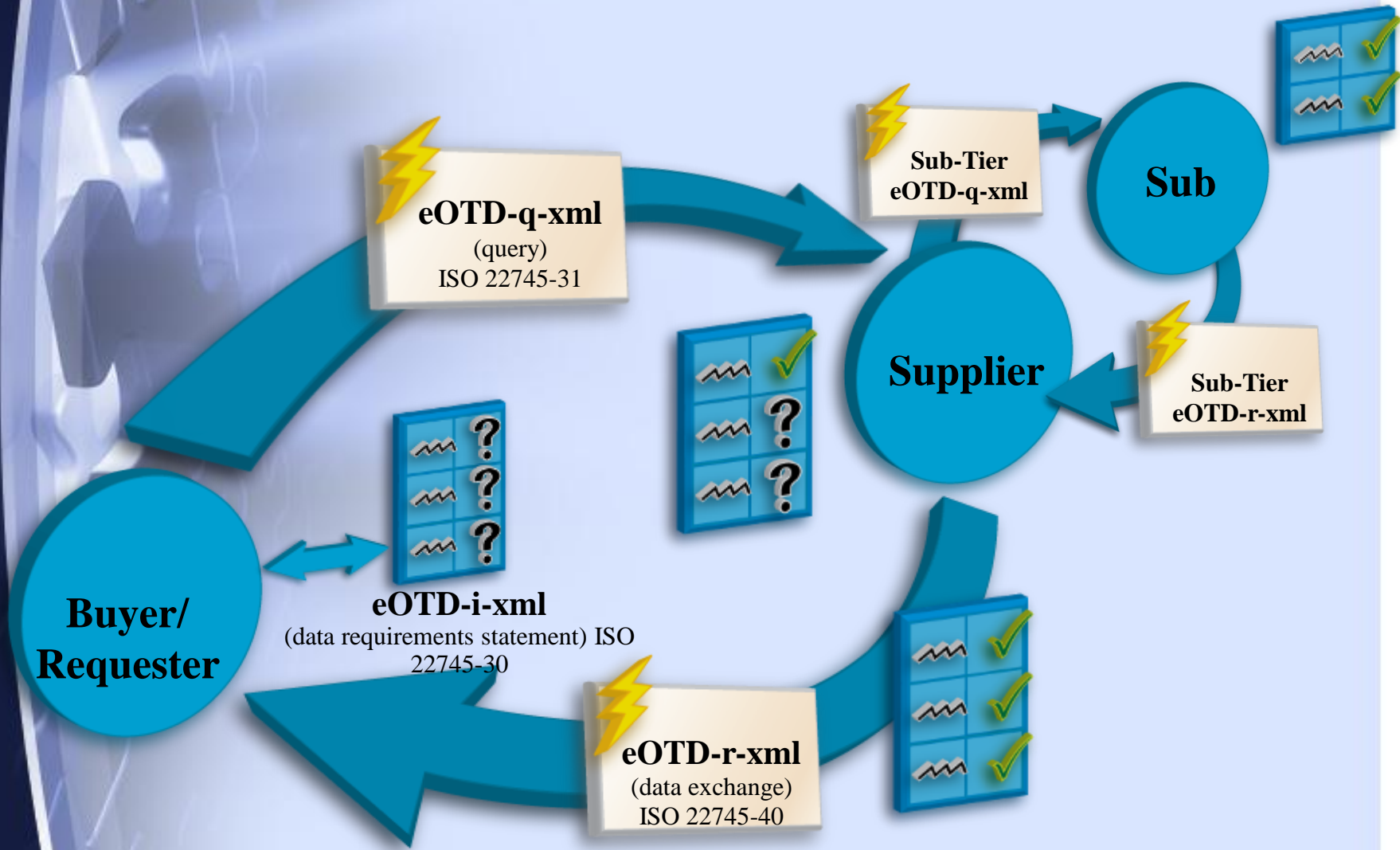
WIP  
Execution

Phase Out  
Planning

# The Master Data Process



# Codification\_at\_Source



# Presenter notes

- Name your file as in Panel\_1\_Peter\_Benson
- 10 slides for 30 min is a good max
- 1<sup>st</sup> slide title, presenter name, sponsoring company (email optional)
- Compress images
- Send to [Brittany.Marmo@ECCMA.org](mailto:Brittany.Marmo@ECCMA.org)